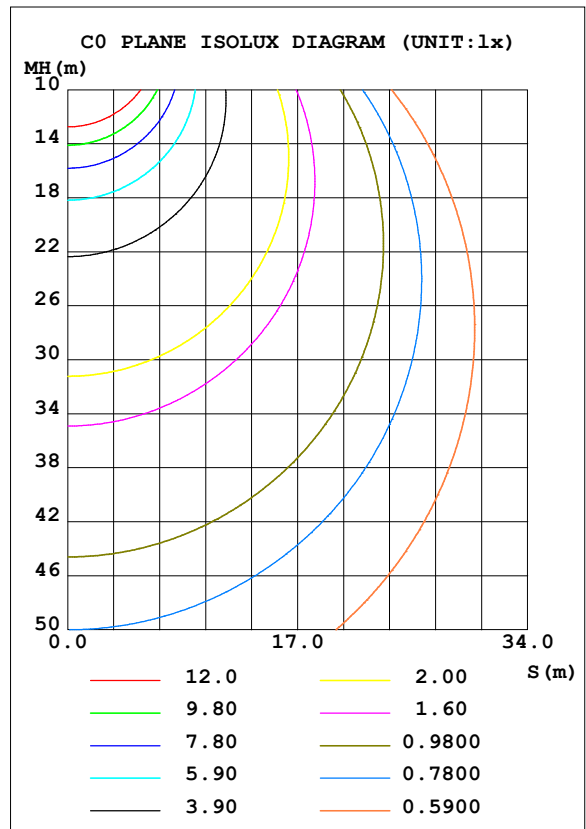
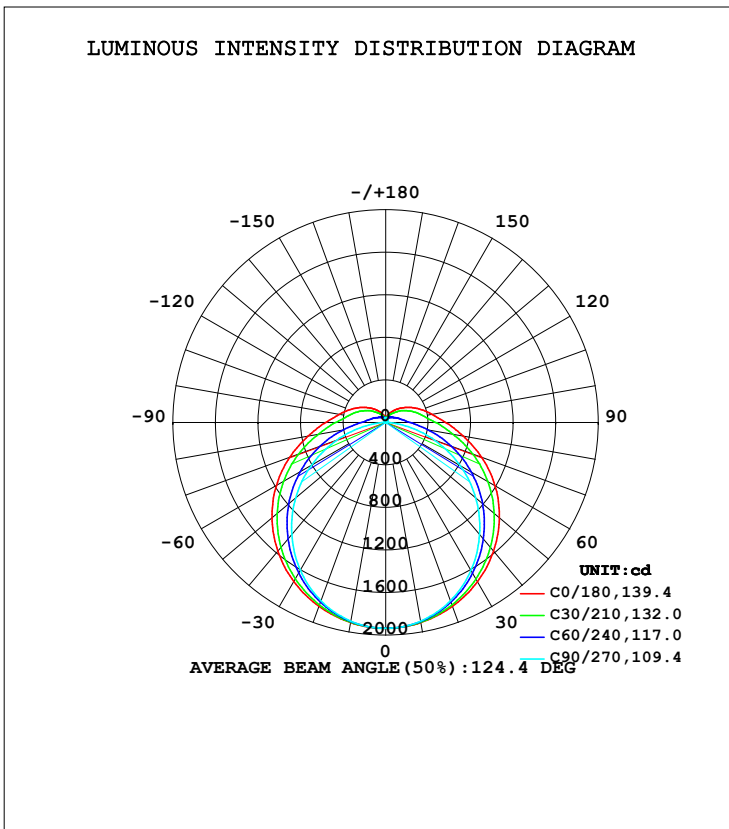


LUMINAIRE PHOTOMETRIC TEST REPORT

Test:U:230.5V I:0.1970A P:43.96W PF:0.9682 Freq:49.99Hz Lamp Flux:7597.15x1 lm		
NAME: RH-TP02-44W	TYPE:	WEIGHT:
SPEC.:	DIM.:	SERIAL No.:
MFR.:	SUR.:	Shielding Angle:

DATA OF LAMP		PHOTOMETRIC DATA Eff: 172.82 lm/W			
MODEL		I _{max} (cd)	1936	S/MH (C0/180)	1.33
NOMINAL POWER (W)	44	LOR (%)	100.0	S/MH (C90/270)	1.24
RATED VOLTAGE (V)	230	TOTAL FLUX (lm)	7597.2	η UP, DN (C0-180)	6.8, 43.2
NOMINAL FLUX (lm)	7597.15	CIE CLASS	SEMI-D.	η UP, DN (C180-360)	6.8, 43.2
LAMPS INSIDE	1	η up (%)	13.6	CIBSE SHR NOM	1.50
TEST VOLTAGE (V)	230	η down (%)	86.4	CIBSE SHR MAX	1.50



C Range: 0 - 360DEG
 C Interval: 15.0DEG
 Test Speed: HIGH
 Temperature: 25.3DEG
 Operators: QC
 Test Date: 2021-11-22

γ Range: 0 - 180DEG
 γ Interval: 1.0DEG
 Test System: EVERFINE GO-2000A_V1 SYSTEM V2.0.362
 Humidity: 53.0%
 Test Distance: 10.530m [K=1.0000]
 Remarks:

ZONAL FLUX DIAGRAM

ZONAL FLUX DIAGRAM:

γ	C0	C45	C90	C135	C180	C225	C270	C315	γ	Φ zone	Φ total	%lum, lamp
10	1911	1904	1897	1904	1911	1904	1897	1904	0- 10	183.3	183.3	2.41,2.41
20	1839	1811	1783	1811	1839	1811	1783	1811	10- 20	526.5	709.8	9.34,9.34
30	1728	1667	1605	1667	1728	1667	1605	1667	20- 30	804.7	1515	19.9,19.9
40	1579	1483	1375	1483	1579	1483	1375	1483	30- 40	988.0	2503	32.9,32.9
50	1396	1265	1106	1265	1396	1265	1106	1265	40- 50	1059	3562	46.9,46.9
60	1187	1025	807.8	1025	1187	1025	807.8	1025	50- 60	1017	4579	60.3,60.3
70	960.9	775.3	492.6	775.3	960.9	775.3	492.6	775.3	60- 70	874.4	5454	71.8,71.8
80	740.3	535.5	191.5	535.5	740.3	535.5	191.5	535.5	70- 80	662.1	6116	80.5,80.5
90	565.0	361.9	7.998	361.9	565.0	361.9	7.998	361.9	80- 90	446.0	6562	86.4,86.4
100	444.5	271.7	10.53	271.7	444.5	271.7	10.53	271.7	90-100	311.8	6874	90.5,90.5
110	358.4	208.9	11.86	208.9	358.4	208.9	11.86	208.9	100-110	237.1	7111	93.6,93.6
120	283.2	160.3	16.28	160.3	283.2	160.3	16.28	160.3	110-120	176.6	7287	95.9,95.9
130	218.0	120.3	21.00	120.3	218.0	120.3	21.00	120.3	120-130	124.9	7412	97.6,97.6
140	163.6	92.23	26.36	92.23	163.6	92.23	26.36	92.23	130-140	83.33	7495	98.7,98.7
150	118.4	71.65	32.93	71.65	118.4	71.65	32.93	71.65	140-150	52.72	7548	99.4,99.4
160	80.00	57.50	38.79	57.50	80.00	57.50	38.79	57.50	150-160	30.07	7578	99.8,99.8
170	52.47	46.01	42.90	46.01	52.47	46.01	42.90	46.01	160-170	14.67	7593	99.9,99.9
180	31.98	44.80	45.42	44.80	31.98	44.80	45.42	44.80	170-180	4.240	7597	100,100
DEG	LUMINOUS INTENSITY:cd									UNIT:lm		

Conical surface Flux(90deg): 3030.5 lm

%lum = 39.9%
%lamp = 39.9%

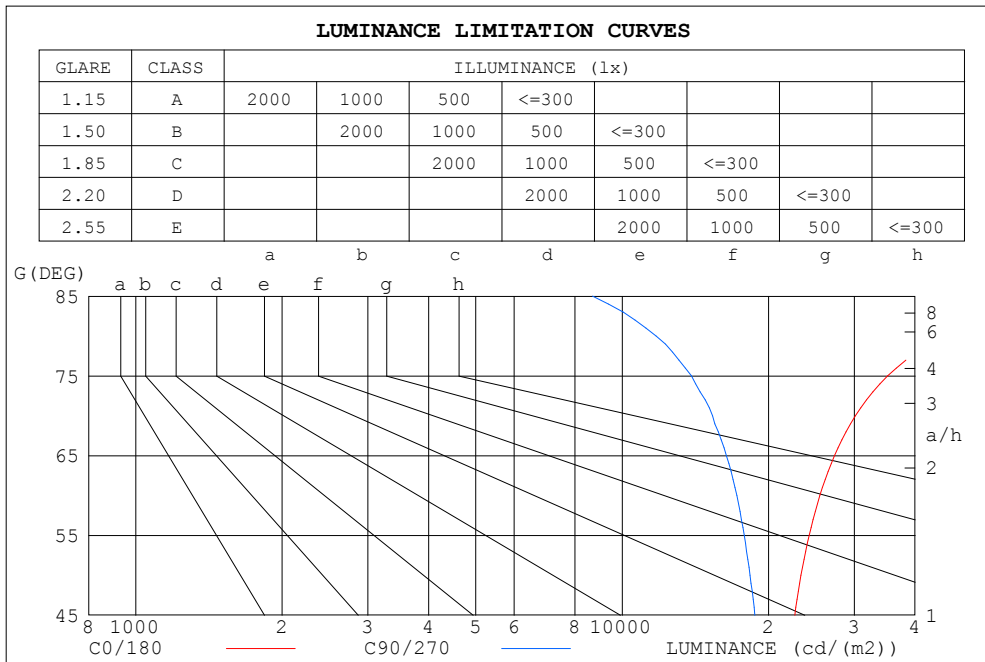
Conical surface Flux(120deg): 4579.2 lm

%lum = 60.3%
%lamp = 60.3%

C Range: 0 - 360DEG
C Interval: 15.0DEG
Test Speed: HIGH
Temperature:25.3DEG
Operators:QC
Test Date:2021-11-22

γ Range: 0 - 180DEG
γ Interval: 1.0DEG
Test System:EVERFINE GO-2000A_V1 SYSTEM V2.0.362
Humidity:53.0%
Test Distance:10.530m [K=1.0000]
Remarks:

LUMINANCE LIMITATION CURVES



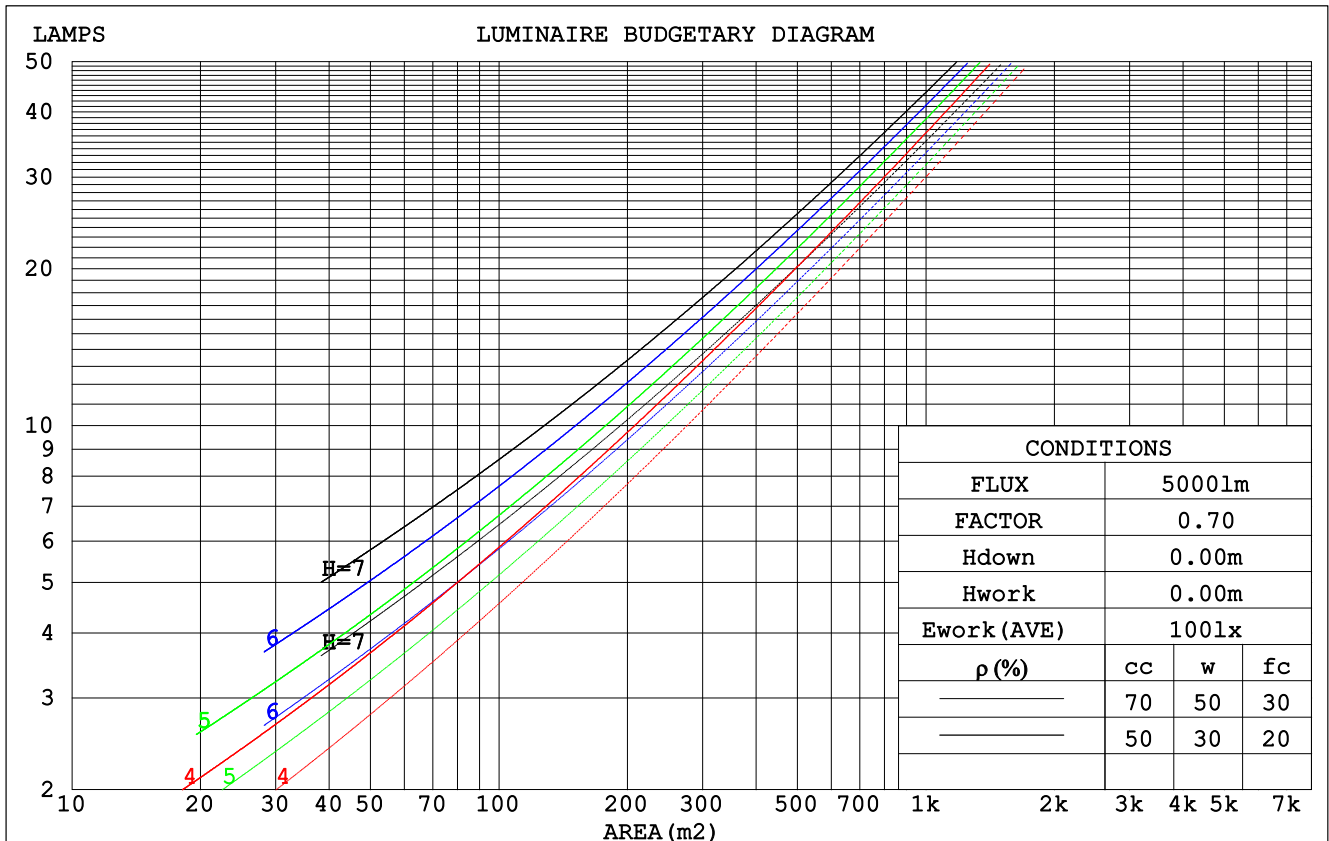
LUMINANCE cd/(m2)		
G (DEG)	C0/180	C90/270
85	79645	8688
80	45776	11745
75	35128	13884
70	30167	15338
65	27325	16376
60	25497	17206
55	24231	17817
50	23315	18322
45	22642	18750

C Range: 0 - 360DEG
 C Interval: 15.0DEG
 Test Speed: HIGH
 Temperature: 25.3DEG
 Operators: QC
 Test Date: 2021-11-22

γ Range: 0 - 180DEG
 γ Interval: 1.0DEG
 Test System: EVERFINE GO-2000A_V1 SYSTEM V2.0.362
 Humidity: 53.0%
 Test Distance: 10.530m [K=1.0000]
 Remarks:

CU AND LUMINAIRE BUDGETARY ESTIMATE DIAGRAM

ρ_{cc}	80%			70%			50%			30%			10%			0
ρ_w	50%	30%	10%	50%	30%	10%	50%	30%	10%	50%	30%	10%	50%	30%	10%	0
ρ_{fc}	20%			20%			20%			20%			20%			0
RCR	RCR:Room Cavity Ratio						Coefficients of Utilization(CU)									
0.0	1.16	1.16	1.16	1.12	1.12	1.12	1.04	1.04	1.04	.96	.96	.96	.90	.90	.90	.86
1.0	.98	.93	.88	.94	.90	.85	.87	.84	.80	.81	.78	.75	.75	.73	.71	.68
2.0	.84	.77	.70	.81	.74	.68	.75	.70	.65	.70	.65	.61	.65	.61	.58	.55
3.0	.73	.64	.57	.71	.63	.56	.66	.59	.53	.61	.55	.51	.57	.52	.48	.45
4.0	.64	.55	.48	.62	.54	.47	.58	.51	.45	.54	.48	.43	.50	.45	.41	.38
5.0	.57	.48	.41	.55	.47	.40	.52	.44	.38	.48	.42	.37	.45	.40	.35	.33
6.0	.51	.42	.36	.50	.41	.35	.46	.39	.33	.43	.37	.32	.41	.35	.31	.28
7.0	.46	.37	.31	.45	.37	.31	.42	.35	.29	.40	.33	.28	.37	.31	.27	.25
8.0	.42	.34	.28	.41	.33	.27	.38	.31	.26	.36	.30	.25	.34	.28	.24	.22
9.0	.39	.30	.25	.38	.30	.24	.35	.28	.23	.33	.27	.23	.31	.26	.22	.20
10.0	.36	.28	.22	.35	.27	.22	.33	.26	.21	.31	.25	.20	.29	.24	.20	.18



C Range: 0 - 360DEG
 C Interval: 15.0DEG
 Test Speed: HIGH
 Temperature:25.3DEG
 Operators:QC
 Test Date:2021-11-22

γ Range: 0 - 180DEG
 γ Interval: 1.0DEG
 Test System:EVERFINE GO-2000A_V1 SYSTEM V2.0.362
 Humidity:53.0%
 Test Distance:10.530m [K=1.0000]
 Remarks:

WEC AND CCEC

pcc	80%			70%			50%			30%			10%			0
pw	50%	30%	10%	50%	30%	10%	50%	30%	10%	50%	30%	10%	50%	30%	10%	0
ρfc	20%			20%			20%			20%			20%			0
RCR	RCR:Room Cavity Ratio						Wall Exitance Coefficients(WEC)									
0.0																
1.0	.363	.206	.065	.352	.201	.064	.331	.190	.061	.311	.179	.058	.293	.170	.055	
2.0	.321	.176	.054	.311	.171	.053	.292	.162	.050	.274	.154	.048	.258	.146	.046	
3.0	.288	.153	.046	.279	.149	.045	.262	.142	.043	.246	.135	.041	.231	.128	.040	
4.0	.261	.136	.040	.253	.132	.039	.237	.126	.038	.223	.120	.036	.209	.114	.035	
5.0	.238	.122	.035	.231	.119	.035	.217	.113	.033	.204	.108	.032	.191	.102	.031	
6.0	.219	.110	.031	.212	.107	.031	.200	.102	.030	.188	.098	.029	.176	.093	.028	
7.0	.203	.100	.028	.197	.098	.028	.185	.093	.027	.174	.089	.026	.164	.085	.025	
8.0	.188	.092	.026	.183	.090	.025	.172	.086	.025	.162	.082	.024	.153	.078	.023	
9.0	.176	.085	.024	.171	.083	.023	.161	.080	.023	.152	.076	.022	.143	.073	.021	
10.0	.165	.079	.022	.160	.077	.022	.151	.074	.021	.142	.071	.020	.134	.068	.019	

pcc	80%			70%			50%			30%			10%			0
pw	50%	30%	10%	50%	30%	10%	50%	30%	10%	50%	30%	10%	50%	30%	10%	0
ρfc	20%			20%			20%			20%			20%			0
RCR	RCR:Room Cavity Ratio						Ceiling Cavity Exitance Coefficients(CCEC)									
0.0	.294	.294	.294	.252	.252	.252	.172	.172	.172	.099	.099	.099	.032	.032	.032	
1.0	.289	.260	.235	.247	.223	.202	.169	.154	.140	.097	.089	.081	.031	.029	.026	
2.0	.282	.237	.200	.241	.204	.173	.165	.141	.121	.095	.082	.071	.031	.027	.023	
3.0	.274	.220	.178	.235	.190	.154	.161	.132	.108	.093	.077	.064	.030	.025	.021	
4.0	.266	.208	.163	.228	.179	.142	.157	.125	.100	.091	.073	.059	.029	.024	.019	
5.0	.259	.198	.153	.222	.171	.133	.153	.120	.094	.089	.070	.056	.029	.023	.018	
6.0	.251	.190	.145	.216	.164	.127	.149	.115	.090	.086	.068	.053	.028	.022	.018	
7.0	.244	.183	.140	.210	.159	.122	.145	.111	.086	.084	.066	.051	.027	.021	.017	
8.0	.238	.177	.136	.205	.154	.119	.142	.108	.084	.082	.064	.050	.027	.021	.017	
9.0	.231	.173	.133	.199	.150	.116	.138	.105	.082	.080	.062	.049	.026	.020	.016	
10.0	.226	.168	.130	.195	.146	.114	.135	.103	.081	.079	.061	.048	.026	.020	.016	

C Range: 0 - 360DEG
 C Interval: 15.0DEG
 Test Speed: HIGH
 Temperature:25.3DEG
 Operators:QC
 Test Date:2021-11-22

γ Range: 0 - 180DEG
 γ Interval: 1.0DEG
 Test System:EVERFINE GO-2000A_V1 SYSTEM V2.0.362
 Humidity:53.0%
 Test Distance:10.530m [K=1.0000]
 Remarks:

UGR(Unified Glare Rating) Table

ceiling/cavity	0.7	0.7	0.5	0.5	0.3	0.7	0.7	0.5	0.5	0.3
walls	0.5	0.3	0.5	0.3	0.3	0.5	0.3	0.5	0.3	0.3
working plane	0.2	0.2	0.2	0.2	0.2	0.2	0.2	0.2	0.2	0.2
Room dimensions	Viewed crosswise					Viewed endwise				
x = 2H y = 2H	16.4	17.8	16.8	18.2	18.7	14.7	16.1	15.2	16.6	17.1
3H	18.7	20.0	19.2	20.5	21.0	16.2	17.5	16.7	17.9	18.5
4H	20.0	21.2	20.5	21.7	22.2	16.7	18.0	17.2	18.5	19.0
6H	21.3	22.5	21.9	23.0	23.6	17.1	18.3	17.7	18.8	19.4
8H	22.1	23.2	22.6	23.7	24.3	17.2	18.4	17.8	18.9	19.4
12H	22.9	24.0	23.5	24.6	25.1	17.3	18.4	17.8	18.9	19.5
4H 2H	16.9	18.1	17.4	18.6	19.2	15.7	16.9	16.2	17.4	18.0
3H	19.5	20.6	20.0	21.1	21.7	17.4	18.5	17.9	19.0	19.6
4H	20.9	21.9	21.5	22.5	23.1	18.1	19.1	18.7	19.7	20.3
6H	22.5	23.4	23.1	24.0	24.6	18.7	19.5	19.3	20.1	20.8
8H	23.4	24.2	24.0	24.8	25.5	18.8	19.7	19.4	20.2	20.9
12H	24.4	25.2	25.0	25.8	26.5	18.9	19.7	19.5	20.3	21.0
8H 4H	21.2	22.1	21.9	22.7	23.3	18.9	19.8	19.5	20.3	21.0
6H	23.1	23.8	23.7	24.4	25.1	19.8	20.5	20.4	21.1	21.8
8H	24.2	24.8	24.8	25.4	26.2	20.1	20.7	20.8	21.4	22.1
12H	25.5	26.0	26.1	26.7	27.4	20.4	20.9	21.0	21.6	22.3
12H 4H	21.3	22.0	21.9	22.6	23.3	19.2	19.9	19.8	20.5	21.2
6H	23.2	23.8	23.8	24.5	25.2	20.2	20.8	20.9	21.5	22.2
8H	24.4	24.9	25.0	25.6	26.3	20.7	21.2	21.4	21.9	22.7
Variations with the observer position at spacings:										
S = 1.0H	+ 0.1 / - 0.1					+ 0.1 / - 0.2				
1.5H	+ 0.2 / - 0.3					+ 0.2 / - 0.3				
2.0H	+ 0.2 / - 0.3					+ 0.2 / - 0.4				

CIE Pub.117, 7597 lm Total Lamp Luminous Flux Correct (8log(F/F0) = 7.0)

C Range: 0 - 360DEG
 C Interval: 15.0DEG
 Test Speed: HIGH
 Temperature:25.3DEG
 Operators:QC
 Test Date:2021-11-22

γ Range: 0 - 180DEG
 γ Interval: 1.0DEG
 Test System:EVERFINE GO-2000A_V1 SYSTEM V2.0.362
 Humidity:53.0%
 Test Distance:10.530m [K=1.0000]
 Remarks:

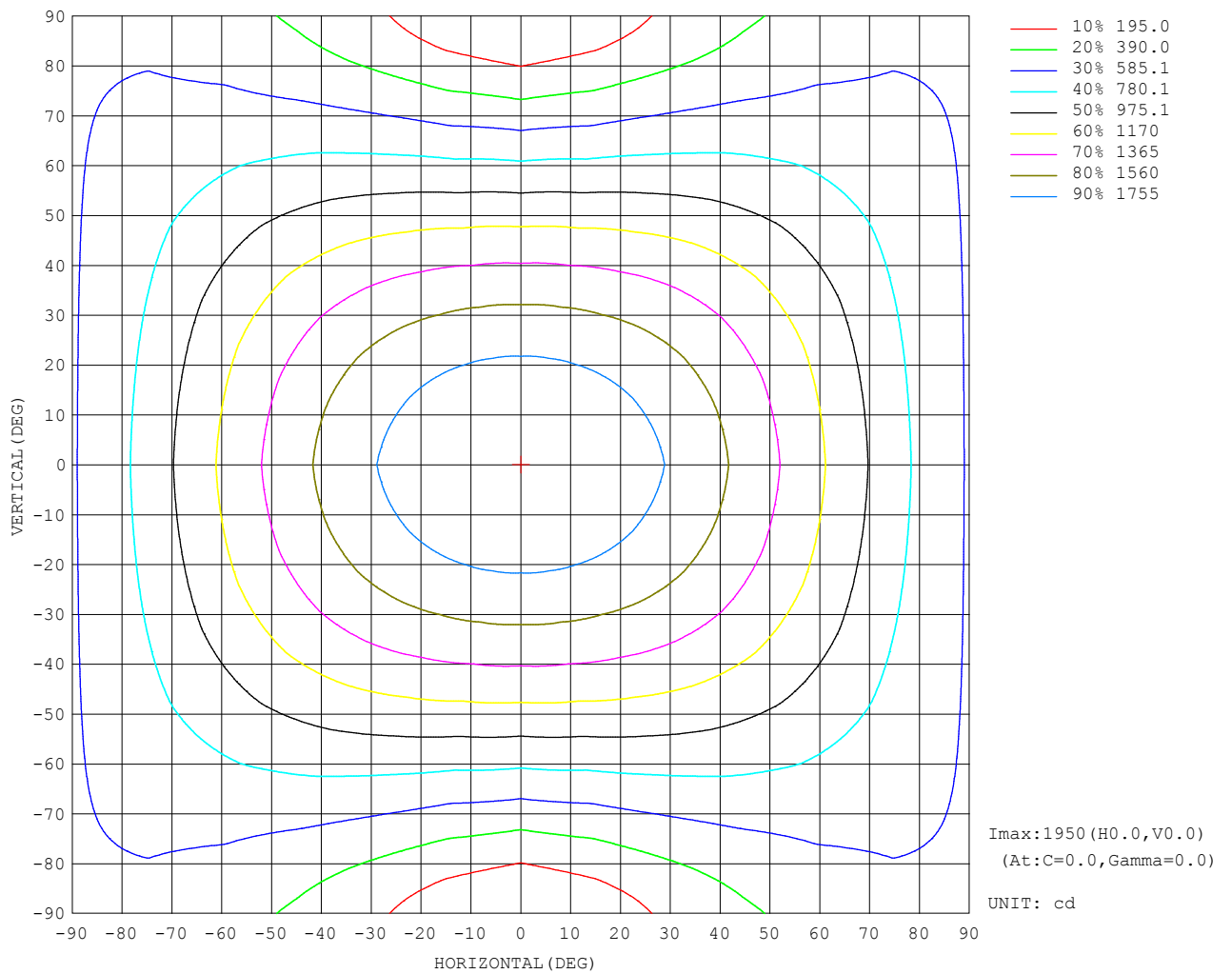
UTILIZATION FACTORS TABLE

REFLECTANCE										
Ceiling	0.8	0.8	0.8	0.7	0.7	0.7	0.5	0.5	0.5	0
Walls	0.7	0.5	0.3	0.7	0.5	0.3	0.7	0.5	0.3	0
Working plane	0.2	0.2	0.2	0.2	0.2	0.2	0.2	0.2	0.2	0
ROOM INDEX	UTILIZATION FACTORS (PERCENT) $k(RI) \times RCR = 5$									
k = 0.60	50	38	31	49	38	31	48	37	30	24
0.80	60	47	39	58	46	39	56	45	38	31
1.00	68	55	47	66	54	47	63	55	46	37
1.25	75	63	54	73	61	54	69	59	52	43
1.50	80	68	60	77	67	59	73	64	57	48
2.00	87	77	69	84	75	67	79	71	65	54
2.50	91	82	74	88	79	73	82	75	70	58
3.00	95	86	79	92	84	77	86	79	74	62
4.00	99	92	86	96	89	84	89	84	80	66
5.00	102	96	90	99	93	88	92	87	83	70
ROOM INDEX	UF (total)									Direct
According to DIN EN 13032-2 2004			Suspended				SHRNOM = 1.25			

C Range: 0 - 360DEG
 C Interval: 15.0DEG
 Test Speed: HIGH
 Temperature: 25.3DEG
 Operators: QC
 Test Date: 2021-11-22

γ Range: 0 - 180DEG
 γ Interval: 1.0DEG
 Test System: EVERFINE GO-2000A_V1 SYSTEM V2.0.362
 Humidity: 53.0%
 Test Distance: 10.530m [K=1.0000]
 Remarks:

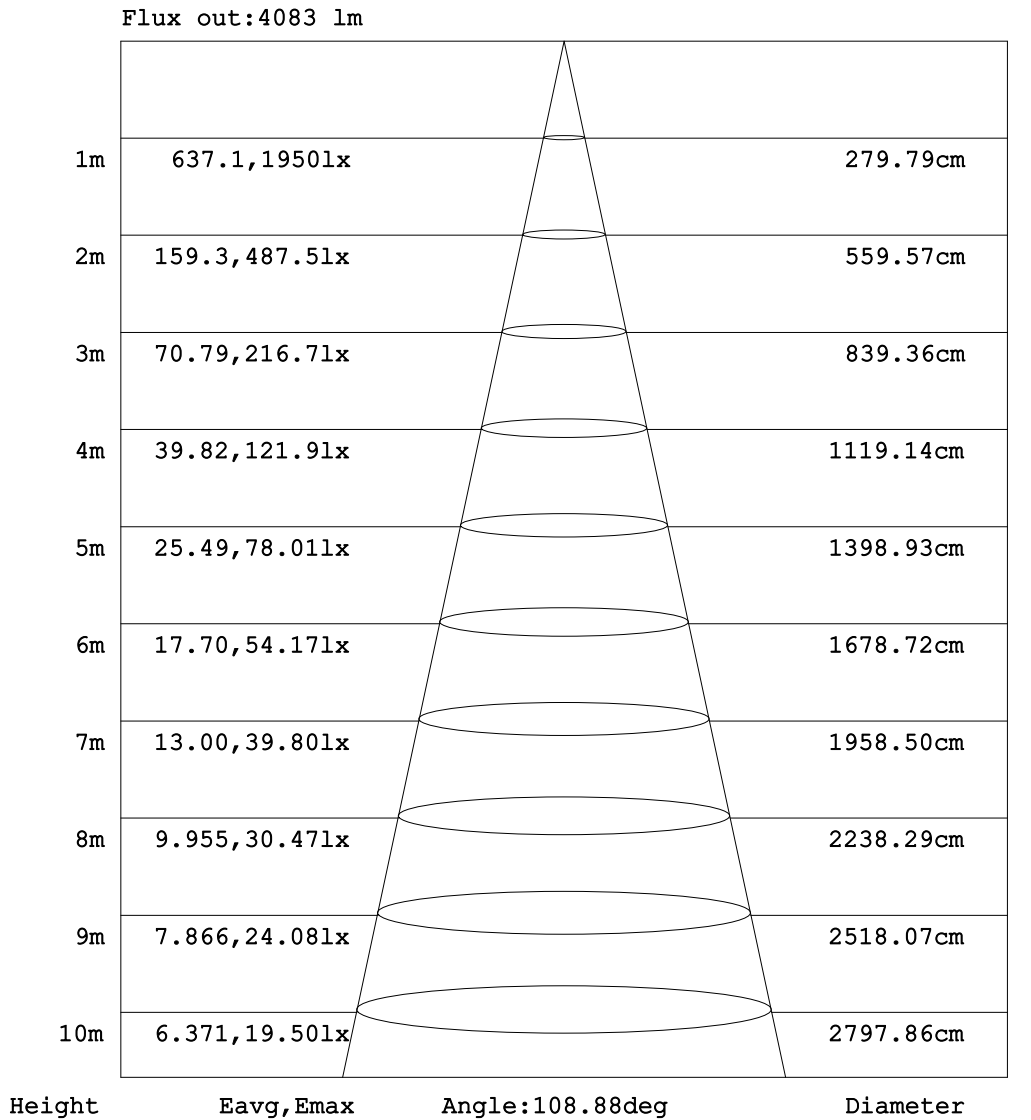
ISOCANDELA DIAGRAM



C Range: 0 - 360DEG
 C Interval: 15.0DEG
 Test Speed: HIGH
 Temperature: 25.3DEG
 Operators: QC
 Test Date: 2021-11-22

γ Range: 0 - 180DEG
 γ Interval: 1.0DEG
 Test System: EVERFINE GO-2000A_V1 SYSTEM V2.0.362
 Humidity: 53.0%
 Test Distance: 10.530m [K=1.0000]
 Remarks:

AAI Figure

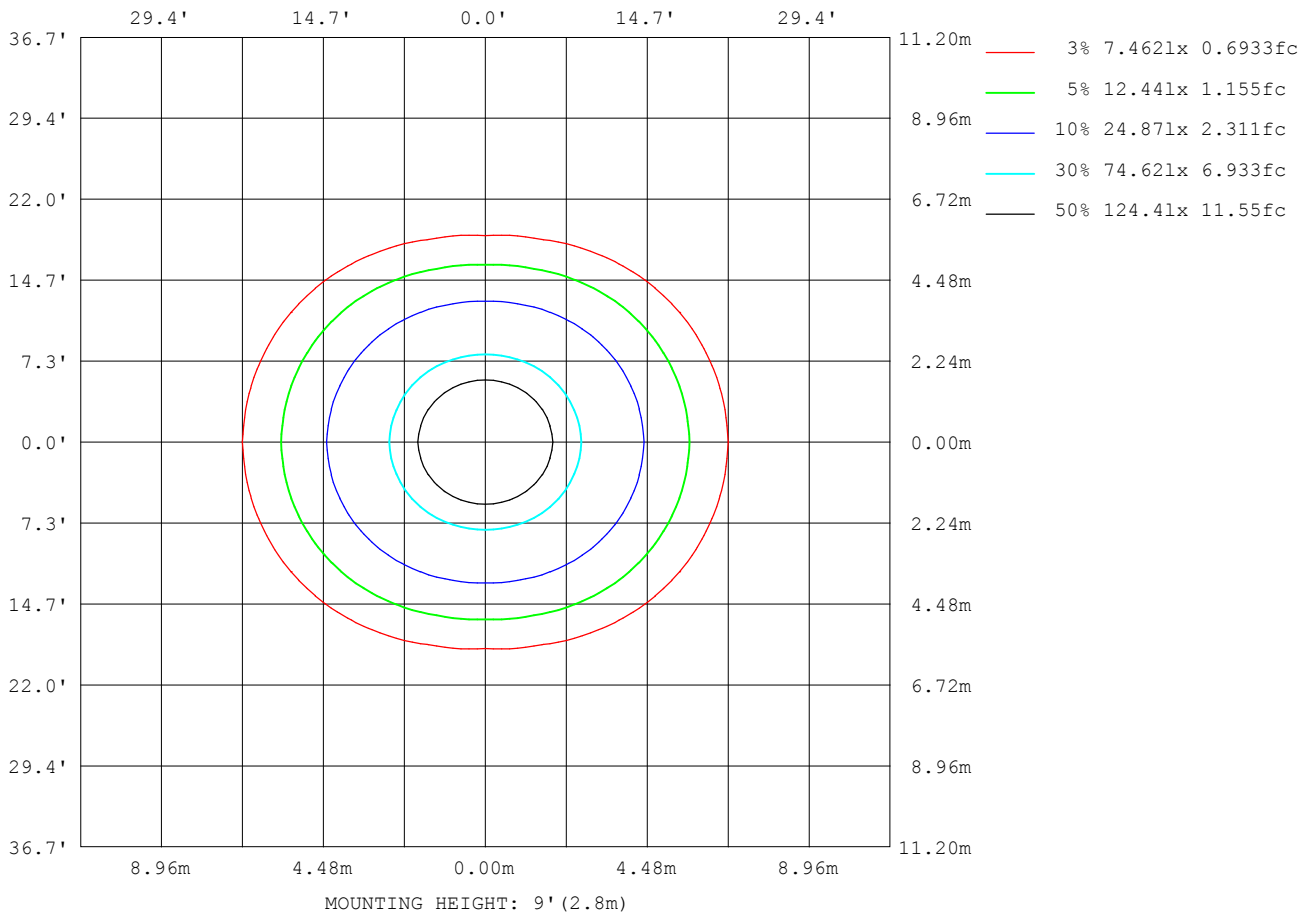


Note: The Curves indicate the illuminated area and the average illumination when the luminaire is at different distance.

C Range: 0 - 360DEG
 C Interval: 15.0DEG
 Test Speed: HIGH
 Temperature: 25.3DEG
 Operators: QC
 Test Date: 2021-11-22

γ Range: 0 - 180DEG
 γ Interval: 1.0DEG
 Test System: EVERFINE GO-2000A_V1 SYSTEM V2.0.362
 Humidity: 53.0%
 Test Distance: 10.530m [K=1.0000]
 Remarks:

ISOLUX DIAGRAM



C Range: 0 - 360DEG
 C Interval: 15.0DEG
 Test Speed: HIGH
 Temperature: 25.3DEG
 Operators: QC
 Test Date: 2021-11-22

γ Range: 0 - 180DEG
 γ Interval: 1.0DEG
 Test System: EVERFINE GO-2000A_V1 SYSTEM V2.0.362
 Humidity: 53.0%
 Test Distance: 10.530m [K=1.0000]
 Remarks:

LED Avg.L Report

Test:U:230.5V I:0.1970A P:43.96W PF:0.9682 Freq:49.99Hz Lamp Flux:7597.15x1 lm		
NAME: RH-TP02-44W	TYPE:	WEIGHT:
SPEC.:	DIM.:	SERIAL No.:
MFR.:	SUR.:	Shielding Angle:

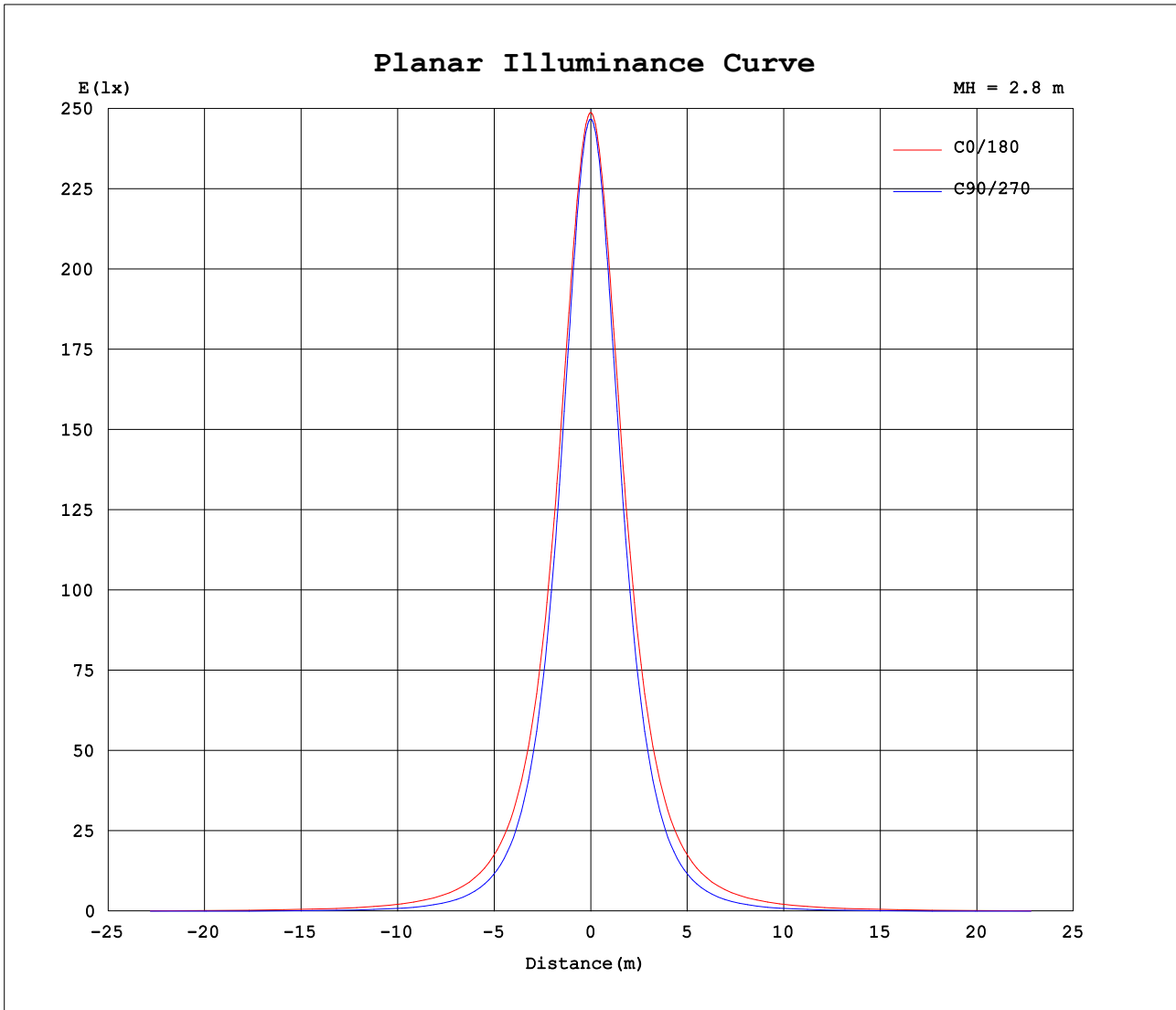
AvgL	cd/m2
L_0~180 (65) av	27129
L_0~180 (75) av	34876
L_0~180 (85) av	79073
L_90~270 (65) av	16392
L_90~270 (75) av	13898
L_90~270 (85) av	8697
L_45 (65) av	22715
L_45 (75) av	26832
L_45 (85) av	53557

Standard: GB/T 29293-2012

C Range: 0 - 360DEG
 C Interval: 15.0DEG
 Test Speed: HIGH
 Temperature:25.3DEG
 Operators:QC
 Test Date:2021-11-22

γ Range: 0 - 180DEG
 γ Interval: 1.0DEG
 Test System:EVERFINE GO-2000A_V1 SYSTEM V2.0.362
 Humidity:53.0%
 Test Distance:10.530m [K=1.0000]
 Remarks:

Planar Illuminance Curve



C Range: 0 - 360DEG
 C Interval: 15.0DEG
 Test Speed: HIGH
 Temperature:25.3DEG
 Operators:QC
 Test Date:2021-11-22

γ Range: 0 - 180DEG
 γ Interval: 1.0DEG
 Test System:EVERFINE GO-2000A_V1 SYSTEM V2.0.362
 Humidity:53.0%
 Test Distance:10.530m [K=1.0000]
 Remarks:

LUMINOUS DISTRIBUTION INTENSITY DATA

Table--1

UNIT: cd

C (DEG) γ (DEG)	0	15	30	45	60	75	90	105	120	135	150	165	180	195	210	225	240	255	270
0	1936	1936	1936	1936	1936	1936	1936	1936	1936	1936	1936	1936	1936	1936	1936	1936	1936	1936	1936
5	1930	1930	1929	1928	1927	1927	1926	1927	1927	1928	1929	1930	1930	1930	1929	1928	1927	1927	1926
10	1911	1910	1908	1904	1901	1898	1897	1898	1901	1904	1908	1910	1911	1910	1908	1904	1901	1898	1897
15	1880	1878	1873	1865	1857	1851	1849	1851	1857	1865	1873	1878	1880	1878	1873	1865	1857	1851	1849
20	1839	1835	1825	1811	1797	1787	1783	1787	1797	1811	1825	1835	1839	1835	1825	1811	1797	1787	1783
25	1788	1783	1767	1745	1723	1708	1701	1708	1723	1745	1767	1783	1788	1783	1767	1745	1723	1708	1701
30	1728	1720	1698	1667	1636	1614	1605	1614	1636	1667	1698	1720	1728	1720	1698	1667	1636	1614	1605
35	1658	1648	1620	1580	1537	1507	1496	1507	1537	1580	1620	1648	1658	1648	1620	1580	1537	1507	1496
40	1579	1566	1532	1483	1429	1390	1375	1390	1429	1483	1532	1566	1579	1566	1532	1483	1429	1390	1375
45	1491	1476	1436	1377	1313	1263	1245	1263	1313	1377	1436	1476	1491	1476	1436	1377	1313	1263	1245
50	1396	1379	1332	1265	1190	1129	1106	1129	1190	1265	1332	1379	1396	1379	1332	1265	1190	1129	1106
55	1294	1275	1223	1147	1061	988	960	988	1061	1147	1223	1275	1294	1275	1223	1147	1061	988	960
60	1187	1167	1109	1025	929	843	808	843	929	1025	1109	1167	1187	1167	1109	1025	929	843	808
65	1075	1053	992	900	793	694	650	694	793	900	992	1053	1075	1053	992	900	793	694	650
70	961	938	872	775	658	546	493	546	658	775	872	938	961	938	872	775	658	546	493
75	847	822	754	651	528	404	337	404	528	651	754	822	847	822	754	651	528	404	337
80	740	715	644	536	405	271	192	271	405	536	644	715	740	715	644	536	405	271	192
85	646	621	549	438	300	158	71.1	158	300	438	549	621	646	621	549	438	300	158	71.1
90	565	540	470	362	230	90.2	8.00	90.2	230	362	470	540	565	540	470	362	230	90.2	8.00
95	497	474	407	308	188	67.4	10.2	67.4	188	308	407	474	497	474	407	308	188	67.4	10.2
100	444	422	362	272	161	56.9	10.5	56.9	161	272	362	422	444	422	362	272	161	56.9	10.5
105	399	380	325	241	139	51.1	10.1	51.1	139	241	325	380	399	380	325	241	139	51.1	10.1
110	358	340	290	209	124	47.3	11.9	47.3	124	209	290	340	358	340	290	209	124	47.3	11.9
115	319	303	258	187	107	43.6	14.0	43.6	107	187	258	303	319	303	258	187	107	43.6	14.0
120	283	269	224	160	94.6	41.6	16.3	41.6	94.6	160	224	269	283	269	224	160	94.6	41.6	16.3
125	250	237	197	138	84.5	40.6	18.7	40.6	84.5	138	197	237	250	237	197	138	84.5	40.6	18.7
130	218	206	169	120	76.1	39.8	21.0	39.8	76.1	120	169	206	218	206	169	120	76.1	39.8	21.0
135	190	178	142	106	69.2	39.2	23.2	39.2	69.2	106	142	178	190	178	142	106	69.2	39.2	23.2
140	164	154	120	92.2	63.1	39.2	26.4	39.2	63.1	92.2	120	154	164	154	120	92.2	63.1	39.2	26.4
145	140	132	104	80.9	59.2	39.9	29.7	39.9	59.2	80.9	104	132	140	132	104	80.9	59.2	39.9	29.7
150	118	106	89.4	71.6	55.6	40.3	32.9	40.3	55.6	71.6	89.4	106	118	106	89.4	71.6	55.6	40.3	32.9
155	99.1	84.5	75.7	64.5	52.0	40.5	36.0	40.5	52.0	64.5	75.7	84.5	99.1	84.5	75.7	64.5	52.0	40.5	36.0
160	80.0	69.9	63.9	57.5	49.3	41.7	38.8	41.7	49.3	57.5	63.9	69.9	80.0	69.9	63.9	57.5	49.3	41.7	38.8
165	66.2	57.0	54.6	51.3	46.1	43.1	41.1	43.1	46.1	51.3	54.6	57.0	66.2	57.0	54.6	51.3	46.1	43.1	41.1
170	52.5	47.0	47.7	46.0	45.3	43.7	42.9	43.7	45.3	46.0	47.7	47.0	52.5	47.0	47.7	46.0	45.3	43.7	42.9
175	34.0	41.8	44.8	45.2	45.1	44.7	44.4	44.7	45.1	45.2	44.8	41.8	34.0	41.8	44.8	45.2	45.1	44.7	44.4
180	32.0	41.8	43.9	44.8	45.2	45.5	45.4	45.5	45.2	44.8	43.9	41.8	32.0	41.8	43.9	44.8	45.2	45.5	45.4

C Range: 0 - 360DEG
 C Interval: 15.0DEG
 Test Speed: HIGH
 Temperature:25.3DEG
 Operators:QC
 Test Date:2021-11-22

γ Range: 0 - 180DEG
 γ Interval: 1.0DEG
 Test System:EVERFINE GO-2000A_V1 SYSTEM V2.0.362
 Humidity:53.0%
 Test Distance:10.530m [K=1.0000]
 Remarks:

LUMINOUS DISTRIBUTION INTENSITY DATA

Table--2

UNIT: cd

C (DEG) γ (DEG)	285	300	315	330	345															
0	1936	1936	1936	1936	1936															
5	1927	1927	1928	1929	1930															
10	1898	1901	1904	1908	1910															
15	1851	1857	1865	1873	1878															
20	1787	1797	1811	1825	1835															
25	1708	1723	1745	1767	1783															
30	1614	1636	1667	1698	1720															
35	1507	1537	1580	1620	1648															
40	1390	1429	1483	1532	1566															
45	1263	1313	1377	1436	1476															
50	1129	1190	1265	1332	1379															
55	988	1061	1147	1223	1275															
60	843	929	1025	1109	1167															
65	694	793	900	992	1053															
70	546	658	775	872	938															
75	404	528	651	754	822															
80	271	405	536	644	715															
85	158	300	438	549	621															
90	90.2	230	362	470	540															
95	67.4	188	308	407	474															
100	56.9	161	272	362	422															
105	51.1	139	241	325	380															
110	47.3	124	209	290	340															
115	43.6	107	187	258	303															
120	41.6	94.6	160	224	269															
125	40.6	84.5	138	197	237															
130	39.8	76.1	120	169	206															
135	39.2	69.2	106	142	178															
140	39.2	63.1	92.2	120	154															
145	39.9	59.2	80.9	104	132															
150	40.3	55.6	71.6	89.4	106															
155	40.5	52.0	64.5	75.7	84.5															
160	41.7	49.3	57.5	63.9	69.9															
165	43.1	46.1	51.3	54.6	57.0															
170	43.7	45.3	46.0	47.7	47.0															
175	44.7	45.1	45.2	44.8	41.8															
180	45.5	45.2	44.8	43.9	41.8															

C Range: 0 - 360DEG
 C Interval: 15.0DEG
 Test Speed: HIGH
 Temperature:25.3DEG
 Operators:QC
 Test Date:2021-11-22

γ Range: 0 - 180DEG
 γ Interval: 1.0DEG
 Test System:EVERFINE GO-2000A_V1 SYSTEM V2.0.362
 Humidity:53.0%
 Test Distance:10.530m [K=1.0000]
 Remarks:

Photometric Data Table [cd]

G/C	0.0	15.0	30.0	45.0	60.0	75.0	90.0	105.0	120.0	135.0
0.0	1936	1936	1936	1936	1936	1936	1936	1936	1936	1936
3.0	1934	1934	1934	1933	1933	1933	1933	1933	1933	1933
6.0	1927	1927	1926	1925	1923	1922	1922	1922	1923	1925
9.0	1916	1915	1913	1910	1907	1905	1904	1905	1907	1910
12.0	1900	1899	1895	1890	1885	1881	1880	1881	1885	1890
15.0	1880	1878	1873	1865	1857	1851	1849	1851	1857	1865
18.0	1857	1854	1846	1834	1823	1815	1812	1815	1823	1834
21.0	1830	1826	1815	1799	1784	1773	1768	1773	1784	1799
24.0	1800	1794	1779	1759	1739	1725	1719	1725	1739	1759
27.0	1766	1759	1741	1715	1689	1671	1665	1671	1689	1715
30.0	1728	1720	1698	1667	1636	1614	1605	1614	1636	1667
33.0	1687	1678	1652	1616	1578	1551	1541	1551	1578	1616
36.0	1643	1632	1603	1561	1516	1484	1473	1484	1516	1561
39.0	1595	1583	1550	1503	1452	1414	1400	1414	1452	1503
42.0	1545	1531	1494	1441	1384	1340	1324	1340	1384	1441
45.0	1491	1476	1436	1377	1313	1263	1245	1263	1313	1377
48.0	1435	1419	1375	1311	1240	1183	1162	1183	1240	1311
51.0	1376	1359	1311	1242	1165	1101	1077	1101	1165	1242
54.0	1315	1297	1246	1171	1088	1017	989.2	1017	1088	1171
57.0	1252	1232	1178	1099	1009	930.5	899.5	930.5	1009	1099
60.0	1187	1167	1109	1025	928.6	842.9	807.8	842.9	928.6	1025
63.0	1121	1099	1039	950.6	847.8	754.0	713.5	754.0	847.8	950.6
66.0	1053	1030	967.9	875.5	766.7	664.4	618.3	664.4	766.7	875.5
69.0	983.8	960.8	896.3	800.2	685.2	574.4	522.0	574.4	685.2	800.2
72.0	914.7	891.1	824.6	725.3	605.3	490.1	429.7	490.1	605.3	725.3
75.0	846.7	822.2	754.0	651.4	528.5	403.8	337.4	403.8	528.5	651.4
78.0	781.4	756.1	686.1	580.3	453.4	322.3	247.9	322.3	453.4	580.3
81.0	720.2	694.8	623.2	514.3	381.5	246.7	164.3	246.7	381.5	514.3
84.0	664.2	638.6	566.6	455.8	318.5	178.5	92.03	178.5	318.5	455.8
87.0	612.5	586.8	515.5	404.1	267.4	123.4	36.43	123.4	267.4	404.1
90.0	565.0	540.1	470.4	361.9	229.5	90.24	7.998	90.24	229.5	361.9
93.0	522.7	498.5	430.4	327.3	201.3	74.81	8.343	74.81	201.3	327.3
96.0	485.5	462.6	396.9	300.0	182.1	65.14	10.51	65.14	182.1	300.0
99.0	454.0	431.5	370.1	278.3	166.4	58.52	10.51	58.52	166.4	278.3
102.0	426.2	404.5	346.7	259.1	149.6	54.05	10.40	54.05	149.6	259.1
105.0	399.4	379.8	324.6	240.7	139.5	51.10	10.10	51.10	139.5	240.7
108.0	374.6	355.9	303.3	220.9	130.1	48.88	11.02	48.88	130.1	220.9
111.0	350.4	332.8	283.0	204.6	120.3	46.37	12.26	46.37	120.3	204.6
114.0	327.0	310.4	263.8	190.9	109.8	44.16	13.52	44.16	109.8	190.9
117.0	304.6	289.2	243.7	176.8	101.3	42.65	14.89	42.65	101.3	176.8
120.0	283.2	268.8	223.8	160.3	94.55	41.59	16.28	41.59	94.55	160.3
123.0	262.7	249.5	208.0	146.7	88.29	40.90	17.72	40.90	88.29	146.7
126.0	243.0	230.7	192.5	134.0	82.59	40.43	19.15	40.43	82.59	134.0
129.0	223.9	211.8	175.3	123.5	77.56	39.91	20.53	39.91	77.56	123.5
132.0	206.3	194.2	157.8	114.0	73.20	39.51	21.89	39.51	73.20	114.0
135.0	189.6	177.8	142.3	105.5	69.20	39.20	23.22	39.20	69.20	105.5
138.0	173.7	163.9	128.4	96.85	65.49	39.06	25.04	39.06	65.49	96.85
141.0	158.7	149.5	116.8	89.89	62.17	39.40	27.03	39.40	62.17	89.89
144.0	144.6	136.7	107.1	83.11	59.94	39.86	29.05	39.86	59.94	83.11
147.0	131.1	121.4	97.55	76.80	57.77	40.08	31.01	40.08	57.77	76.80
150.0	118.4	105.9	89.41	71.65	55.63	40.33	32.93	40.33	55.63	71.65
153.0	106.6	92.05	80.97	67.37	53.46	40.35	34.80	40.35	53.46	67.37
156.0	95.47	81.53	73.13	63.08	51.26	40.67	36.55	40.67	51.26	63.08
159.0	82.88	72.66	65.95	58.86	49.56	41.44	38.26	41.44	49.56	58.86
162.0	74.03	64.34	59.88	54.73	48.25	42.38	39.77	42.38	48.25	54.73
165.0	66.20	56.98	54.61	51.31	46.09	43.08	41.07	43.08	46.09	51.31
168.0	57.25	50.55	48.19	44.88	44.88	43.45	42.22	43.45	44.88	48.19
171.0	49.81	45.06	46.27	45.26	45.47	43.91	43.24	43.91	45.47	45.26
174.0	38.68	41.53	44.59	45.49	45.16	44.54	44.17	44.54	45.16	45.49
177.0	33.10	41.64	44.21	44.87	45.00	44.88	45.07	44.88	45.00	44.87
180.0	31.98	41.79	43.89	44.80	45.24	45.50	45.42	45.50	45.24	44.80
G/C	150.0	165.0	180.0	195.0	210.0	225.0	240.0	255.0	270.0	285.0
0.0	1936	1936	1936	1936	1936	1936	1936	1936	1936	1936
3.0	1934	1934	1934	1934	1934	1933	1933	1933	1933	1933
6.0	1926	1927	1927	1927	1926	1925	1923	1922	1922	1922
9.0	1913	1915	1916	1915	1913	1910	1907	1905	1904	1905
12.0	1895	1899	1900	1899	1895	1890	1885	1881	1880	1881
15.0	1873	1878	1880	1878	1873	1865	1857	1851	1849	1851
18.0	1846	1854	1857	1854	1846	1834	1823	1815	1812	1815
21.0	1815	1826	1830	1826	1815	1799	1784	1773	1768	1773
24.0	1779	1794	1800	1794	1779	1759	1739	1725	1719	1725
27.0	1741	1759	1766	1759	1741	1715	1689	1671	1665	1671
30.0	1698	1720	1728	1720	1698	1667	1636	1614	1605	1614

C Range: 0 - 360DEG
 C Interval: 15.0DEG
 Test Speed: HIGH
 Temperature: 25.3DEG
 Operators: QC
 Test Date: 2021-11-22

γ Range: 0 - 180DEG
 γ Interval: 1.0DEG
 Test System: EVERFINE GO-2000A_V1 SYSTEM V2.0.362
 Humidity: 53.0%
 Test Distance: 10.530m [K=1.0000]
 Remarks:

Photometric Data Table [cd]

33.0	1652	1678	1687	1678	1652	1616	1578	1551	1541	1551
36.0	1603	1632	1643	1632	1603	1561	1516	1484	1473	1484
39.0	1550	1583	1595	1583	1550	1503	1452	1414	1400	1414
42.0	1494	1531	1545	1531	1494	1441	1384	1340	1324	1340
45.0	1436	1476	1491	1476	1436	1377	1313	1263	1245	1263
48.0	1375	1419	1435	1419	1375	1311	1240	1183	1162	1183
51.0	1311	1359	1376	1359	1311	1242	1165	1101	1077	1101
54.0	1246	1297	1315	1297	1246	1171	1088	1017	989.2	1017
57.0	1178	1232	1252	1232	1178	1099	1009	930.5	899.5	930.5
60.0	1109	1167	1187	1167	1109	1025	928.6	842.9	807.8	842.9
63.0	1039	1099	1121	1099	1039	950.6	847.8	754.0	713.5	754.0
66.0	967.9	1030	1053	1030	967.9	875.5	766.7	664.4	618.3	664.4
69.0	896.3	960.8	983.8	960.8	896.3	800.2	685.2	574.4	522.0	574.4
72.0	824.6	891.1	914.7	891.1	824.6	725.3	605.3	490.1	429.7	490.1
75.0	754.0	822.2	846.7	822.2	754.0	651.4	528.5	403.8	337.4	403.8
78.0	686.1	756.1	781.4	756.1	686.1	580.3	453.4	322.3	247.9	322.3
81.0	623.2	694.8	720.2	694.8	623.2	514.3	381.5	246.7	164.3	246.7
84.0	566.6	638.6	664.2	638.6	566.6	455.8	318.5	178.5	92.03	178.5
87.0	515.5	586.8	612.5	586.8	515.5	404.1	267.4	123.4	36.43	123.4
90.0	470.4	540.1	565.0	540.1	470.4	361.9	229.5	90.24	7.998	90.24
93.0	430.4	498.5	522.7	498.5	430.4	327.3	201.3	74.81	8.343	74.81
96.0	396.9	462.6	485.5	462.6	396.9	300.0	182.1	65.14	10.51	65.14
99.0	370.1	431.5	454.0	431.5	370.1	278.3	166.4	58.52	10.51	58.52
102.0	346.7	404.5	426.2	404.5	346.7	259.1	149.6	54.05	10.40	54.05
105.0	324.6	379.8	399.4	379.8	324.6	240.7	139.5	51.10	10.10	51.10
108.0	303.3	355.9	374.6	355.9	303.3	220.9	130.1	48.88	11.02	48.88
111.0	283.0	332.8	350.4	332.8	283.0	204.6	120.3	46.37	12.26	46.37
114.0	263.8	310.4	327.0	310.4	263.8	190.9	109.8	44.16	13.52	44.16
117.0	243.7	289.2	304.6	289.2	243.7	176.8	101.3	42.65	14.89	42.65
120.0	223.8	268.8	283.2	268.8	223.8	160.3	94.55	41.59	16.28	41.59
123.0	208.0	249.5	262.7	249.5	208.0	146.7	88.29	40.90	17.72	40.90
126.0	192.5	230.7	243.0	230.7	192.5	134.0	82.59	40.43	19.15	40.43
129.0	175.3	211.8	223.9	211.8	175.3	123.5	77.56	39.91	20.53	39.91
132.0	157.8	194.2	206.3	194.2	157.8	114.0	73.20	39.51	21.89	39.51
135.0	142.3	177.8	189.6	177.8	142.3	105.5	69.20	39.20	23.22	39.20
138.0	128.4	163.9	173.7	163.9	128.4	96.85	65.49	39.06	25.04	39.06
141.0	116.8	149.5	158.7	149.5	116.8	89.89	62.17	39.40	27.03	39.40
144.0	107.1	136.7	144.6	136.7	107.1	83.11	59.94	39.86	29.05	39.86
147.0	97.55	121.4	131.1	121.4	97.55	76.80	57.77	40.08	31.01	40.08
150.0	89.41	105.9	118.4	105.9	89.41	71.65	55.63	40.33	32.93	40.33
153.0	80.97	92.05	106.6	92.05	80.97	67.37	53.46	40.35	34.80	40.35
156.0	73.13	81.53	95.47	81.53	73.13	63.08	51.26	40.67	36.55	40.67
159.0	65.95	72.66	82.88	72.66	65.95	58.86	49.56	41.44	38.26	41.44
162.0	59.88	64.34	74.03	64.34	59.88	54.73	48.25	42.38	39.77	42.38
165.0	54.61	56.98	66.20	56.98	54.61	51.31	46.09	43.08	41.07	43.08
168.0	50.56	50.55	57.25	50.55	50.56	48.19	44.88	43.45	42.22	43.45
171.0	46.27	45.06	49.81	45.06	46.27	45.26	44.88	43.91	43.24	43.91
174.0	44.59	41.53	38.68	41.53	44.59	45.49	45.16	44.54	44.17	44.54
177.0	44.21	41.64	33.10	41.64	44.21	44.87	45.00	45.07	44.88	45.07
180.0	43.89	41.79	31.98	41.79	43.89	44.80	45.24	45.50	45.42	45.50
G/C	300.0	315.0	330.0	345.0						
0.0	1936	1936	1936	1936						
3.0	1933	1933	1934	1934						
6.0	1923	1925	1926	1927						
9.0	1907	1910	1913	1915						
12.0	1885	1890	1895	1899						
15.0	1857	1865	1873	1878						
18.0	1823	1834	1846	1854						
21.0	1784	1799	1815	1826						
24.0	1739	1759	1779	1794						
27.0	1689	1715	1741	1759						
30.0	1636	1667	1698	1720						
33.0	1578	1616	1652	1678						
36.0	1516	1561	1603	1632						
39.0	1452	1503	1550	1583						
42.0	1384	1441	1494	1531						
45.0	1313	1377	1436	1476						
48.0	1240	1311	1375	1419						
51.0	1165	1242	1311	1359						
54.0	1088	1171	1246	1297						
57.0	1009	1099	1178	1232						
60.0	928.6	1025	1109	1167						
63.0	847.8	950.6	1039	1099						
66.0	766.7	875.5	967.9	1030						

C Range: 0 - 360DEG
 C Interval: 15.0DEG
 Test Speed: HIGH
 Temperature:25.3DEG
 Operators:QC
 Test Date:2021-11-22

γ Range: 0 - 180DEG
 γ Interval: 1.0DEG
 Test System:EVERFINE GO-2000A_V1 SYSTEM V2.0.362
 Humidity:53.0%
 Test Distance:10.530m [K=1.0000]
 Remarks:

Photometric Data Table [cd]

69.0	685.2	800.2	896.3	960.8
72.0	605.3	725.3	824.6	891.1
75.0	528.5	651.4	754.0	822.2
78.0	453.4	580.3	686.1	756.1
81.0	381.5	514.3	623.2	694.8
84.0	318.5	455.8	566.6	638.6
87.0	267.4	404.1	515.5	586.8
90.0	229.5	361.9	470.4	540.1
93.0	201.3	327.3	430.4	498.5
96.0	182.1	300.0	396.9	462.6
99.0	166.4	278.3	370.1	431.5
102.0	149.6	259.1	346.7	404.5
105.0	139.5	240.7	324.6	379.8
108.0	130.1	220.9	303.3	355.9
111.0	120.3	204.6	283.0	332.8
114.0	109.8	190.9	263.8	310.4
117.0	101.3	176.8	243.7	289.2
120.0	94.55	160.3	223.8	268.8
123.0	88.29	146.7	208.0	249.5
126.0	82.59	134.0	192.5	230.7
129.0	77.56	123.5	175.3	211.8
132.0	73.20	114.0	157.8	194.2
135.0	69.20	105.5	142.3	177.8
138.0	65.49	96.85	128.4	163.9
141.0	62.17	89.89	116.8	149.5
144.0	59.94	83.11	107.1	136.7
147.0	57.77	76.80	97.55	121.4
150.0	55.63	71.65	89.41	105.9
153.0	53.46	67.37	80.97	92.05
156.0	51.26	63.08	73.13	81.53
159.0	49.56	58.86	65.95	72.66
162.0	48.25	54.73	59.88	64.34
165.0	46.09	51.31	54.61	56.98
168.0	44.88	48.19	50.56	50.55
171.0	45.47	45.26	46.27	45.06
174.0	45.16	45.49	44.59	41.53
177.0	45.00	44.87	44.21	41.64
180.0	45.24	44.80	43.89	41.79

C Range: 0 - 360DEG
 C Interval: 15.0DEG
 Test Speed: HIGH
 Temperature:25.3DEG
 Operators:QC
 Test Date:2021-11-22

∨ Range: 0 - 180DEG
 ∨ Interval: 1.0DEG
 Test System:EVERFINE GO-2000A_V1 SYSTEM V2.0.362
 Humidity:53.0%
 Test Distance:10.530m [K=1.0000]
 Remarks: