

Luminaire Property

Luminaire: RH-MRD06 6W 4000K

Report NO.:

Voltage: 221.8 V

Test NO.:

Current: 0.059 A

Lamp:

Power: 7.0 W

Sum Lumens: 453.32 lm

Power Factor: 0.53

Number of Lamps: 1

Ballast Type: EMC300mA

Diameter: 120mm

Width: 120mm

Length: mm

Height: 38mm

Photometric Type: Type C

Remark: PMMA+0.5w SMD2835

Photometric Results

Lumens: 453.32 lm

Angle of maximum intensity: C:0.0 G:1.0

Effective luminous flux: 446.37 lm

Half Peak Side Angle(50%): Left: -50.6 Right:51.6

Efficiency: 64.76 lm/W

Light Out Rate(LOR) : 100.00%

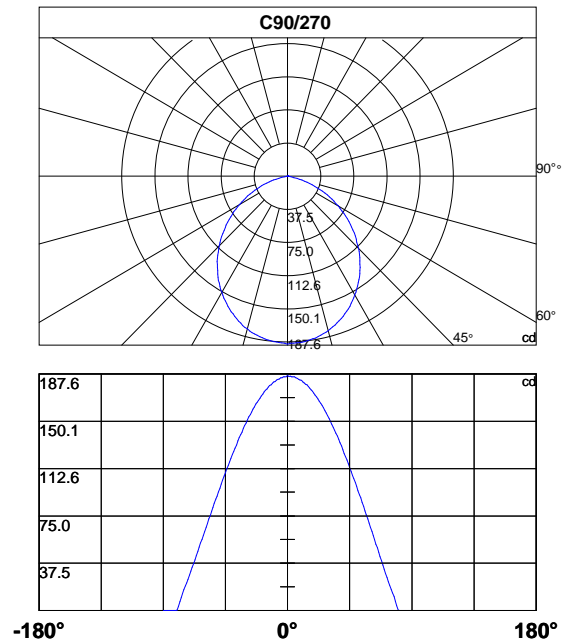
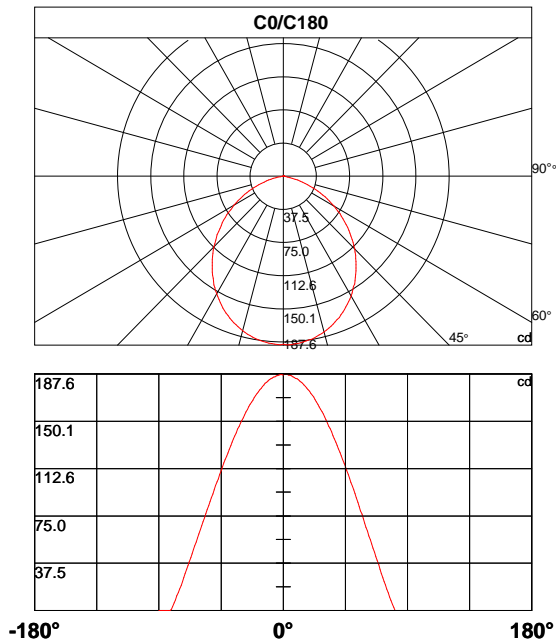
Central Intensity: 186.62cd

Up Flux Rate: 0.0%

Maximum Intensity: 187.568cd

Down Flux Rate: 100.0%

Beam Angle(10%): Left: -74.4 Right:74.4



Photometric Data Table [cd]

C\G	0.0	1.0	2.0	3.0	4.0	5.0	6.0	7.0	8.0	9.0
0.0	186.6	187.6	187.4	187.3	186.8	186.6	186.1	185.5	185.0	184.1
45.0	186.6	185.6	185.9	185.3	185.5	185.2	184.8	184.0	183.4	182.9
90.0	186.6	185.6	185.9	185.3	185.5	185.2	184.8	184.0	183.4	182.9
135.0	186.6	187.3	187.2	187.0	186.3	186.2	185.4	185.1	184.3	183.8
180.0	186.6	187.3	187.2	187.0	186.3	186.2	185.4	185.1	184.3	183.8
225.0	186.6	185.5	185.3	185.3	184.6	184.5	183.7	183.4	182.8	181.7
270.0	186.6	185.5	185.3	185.3	184.6	184.5	183.7	183.4	182.8	181.7
315.0	186.6	187.6	187.4	187.3	186.8	186.6	186.1	185.5	185.0	184.1
360.0	186.6	187.6	187.4	187.3	186.8	186.6	186.1	185.5	185.0	184.1

C\G	10.0	11.0	12.0	13.0	14.0	15.0	16.0	17.0	18.0	19.0
0.0	183.9	183.1	182.0	181.0	180.3	178.9	177.9	176.5	175.1	173.9
45.0	182.5	181.4	180.6	179.5	178.9	177.8	176.5	175.0	173.9	172.3
90.0	182.5	181.4	180.6	179.5	178.9	177.8	176.5	175.0	173.9	172.3
135.0	183.0	182.2	181.1	180.2	178.8	177.9	176.3	174.8	173.4	172.1
180.0	183.0	182.2	181.1	180.2	178.8	177.9	176.3	174.8	173.4	172.1
225.0	181.2	180.2	179.1	178.5	177.2	175.7	174.8	173.4	171.6	170.2
270.0	181.2	180.2	179.1	178.5	177.2	175.7	174.8	173.4	171.6	170.2
315.0	183.9	183.1	182.0	181.0	180.3	178.9	177.9	176.5	175.1	173.9
360.0	183.9	183.1	182.0	181.0	180.3	178.9	177.9	176.5	175.1	173.9

C\G	20.0	21.0	22.0	23.0	24.0	25.0	26.0	27.0	28.0	29.0
0.0	172.2	170.7	169.3	167.3	165.5	163.5	161.6	159.7	157.7	155.9
45.0	171.0	169.4	167.9	166.0	164.3	162.8	160.9	158.5	156.7	154.5
90.0	171.0	169.4	167.9	166.0	164.3	162.8	160.9	158.5	156.7	154.5
135.0	170.4	169.0	167.0	165.3	163.4	161.7	159.5	157.3	155.1	152.9
180.0	170.4	169.0	167.0	165.3	163.4	161.7	159.5	157.3	155.1	152.9
225.0	168.3	166.7	165.0	163.7	161.4	159.6	157.4	155.3	153.5	151.3
270.0	168.3	166.7	165.0	163.7	161.4	159.6	157.4	155.3	153.5	151.3
315.0	172.2	170.7	169.3	167.3	165.5	163.5	161.6	159.7	157.7	155.9
360.0	172.2	170.7	169.3	167.3	165.5	163.5	161.6	159.7	157.7	155.9

C\G	30.0	31.0	32.0	33.0	34.0	35.0	36.0	37.0	38.0	39.0
0.0	153.6	151.3	148.6	146.1	144.4	141.7	138.7	136.3	133.6	131.0
45.0	152.2	150.0	147.9	145.4	142.9	140.6	138.4	135.8	133.1	130.4
90.0	152.2	150.0	147.9	145.4	142.9	140.6	138.4	135.8	133.1	130.4
135.0	150.7	148.5	146.0	143.9	140.8	138.3	136.0	133.5	130.6	127.8
180.0	150.7	148.5	146.0	143.9	140.8	138.3	136.0	133.5	130.6	127.8
225.0	148.8	146.9	144.4	141.6	139.7	137.1	134.5	131.4	128.7	126.3
270.0	148.8	146.9	144.4	141.6	139.7	137.1	134.5	131.4	128.7	126.3
315.0	153.6	151.3	148.6	146.1	144.4	141.7	138.7	136.3	133.6	131.0
360.0	153.6	151.3	148.6	146.1	144.4	141.7	138.7	136.3	133.6	131.0

Photometric Data Table [cd]

C\G	40.0	41.0	42.0	43.0	44.0	45.0	46.0	47.0	48.0	49.0
0.0	128.3	125.5	122.6	119.9	116.9	114.2	110.9	107.9	105.0	101.6
45.0	127.3	124.5	122.1	119.5	116.5	113.5	110.2	107.1	104.5	101.5
90.0	127.3	124.5	122.1	119.5	116.5	113.5	110.2	107.1	104.5	101.5
135.0	124.9	122.5	119.5	117.0	113.9	111.0	107.9	104.4	101.9	99.0
180.0	124.9	122.5	119.5	117.0	113.9	111.0	107.9	104.4	101.9	99.0
225.0	123.9	120.8	117.9	115.1	112.2	109.3	106.5	103.5	100.3	97.0
270.0	123.9	120.8	117.9	115.1	112.2	109.3	106.5	103.5	100.3	97.0
315.0	128.3	125.5	122.6	119.9	116.9	114.2	110.9	107.9	105.0	101.6
360.0	128.3	125.5	122.6	119.9	116.9	114.2	110.9	107.9	105.0	101.6

C\G	50.0	51.0	52.0	53.0	54.0	55.0	56.0	57.0	58.0	59.0
0.0	98.6	95.7	92.5	89.3	85.8	82.4	79.0	76.4	72.7	69.4
45.0	98.5	95.0	91.8	89.4	85.9	82.5	78.9	75.8	72.7	69.3
90.0	98.5	95.0	91.8	89.4	85.9	82.5	78.9	75.8	72.7	69.3
135.0	95.6	92.3	89.3	86.4	83.4	80.1	77.0	73.6	70.2	67.3
180.0	95.6	92.3	89.3	86.4	83.4	80.1	77.0	73.6	70.2	67.3
225.0	93.9	90.6	88.3	85.0	81.7	78.6	75.4	72.5	68.9	65.9
270.0	93.9	90.6	88.3	85.0	81.7	78.6	75.4	72.5	68.9	65.9
315.0	98.6	95.7	92.5	89.3	85.8	82.4	79.0	76.4	72.7	69.4
360.0	98.6	95.7	92.5	89.3	85.8	82.4	79.0	76.4	72.7	69.4

C\G	60.0	61.0	62.0	63.0	64.0	65.0	66.0	67.0	68.0	69.0
0.0	66.0	62.9	59.2	56.2	52.8	49.5	46.1	42.6	39.8	36.5
45.0	66.2	62.7	59.3	56.2	52.7	49.7	46.3	42.6	39.2	36.0
90.0	66.2	62.7	59.3	56.2	52.7	49.7	46.3	42.6	39.2	36.0
135.0	64.2	60.7	57.6	54.4	51.2	48.1	44.9	41.9	38.5	35.4
180.0	64.2	60.7	57.6	54.4	51.2	48.1	44.9	41.9	38.5	35.4
225.0	62.5	59.3	56.4	53.5	50.4	46.9	43.5	40.1	37.3	34.1
270.0	62.5	59.3	56.4	53.5	50.4	46.9	43.5	40.1	37.3	34.1
315.0	66.0	62.9	59.2	56.2	52.8	49.5	46.1	42.6	39.8	36.5
360.0	66.0	62.9	59.2	56.2	52.8	49.5	46.1	42.6	39.8	36.5

C\G	70.0	71.0	72.0	73.0	74.0	75.0	76.0	77.0	78.0	79.0
0.0	32.7	29.4	26.0	22.9	20.3	16.9	14.0	10.6	8.0	4.8
45.0	32.7	29.5	26.1	22.9	19.9	16.8	13.9	11.0	7.3	3.9
90.0	32.7	29.5	26.1	22.9	19.9	16.8	13.9	11.0	7.3	3.9
135.0	32.6	29.1	26.2	22.7	19.8	17.1	14.3	11.7	8.4	6.0
180.0	32.6	29.1	26.2	22.7	19.8	17.1	14.3	11.7	8.4	6.0
225.0	31.3	28.2	24.7	21.8	19.4	16.5	13.5	10.1	7.1	3.1
270.0	31.3	28.2	24.7	21.8	19.4	16.5	13.5	10.1	7.1	3.1
315.0	32.7	29.4	26.0	22.9	20.3	16.9	14.0	10.6	8.0	4.8
360.0	32.7	29.4	26.0	22.9	20.3	16.9	14.0	10.6	8.0	4.8

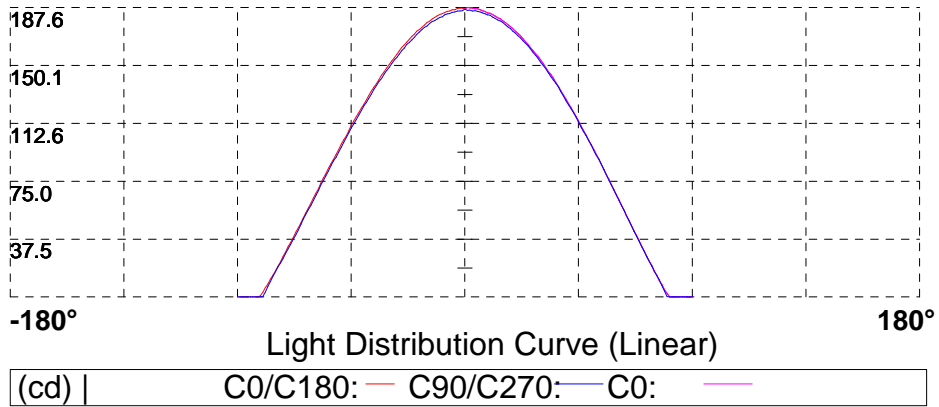
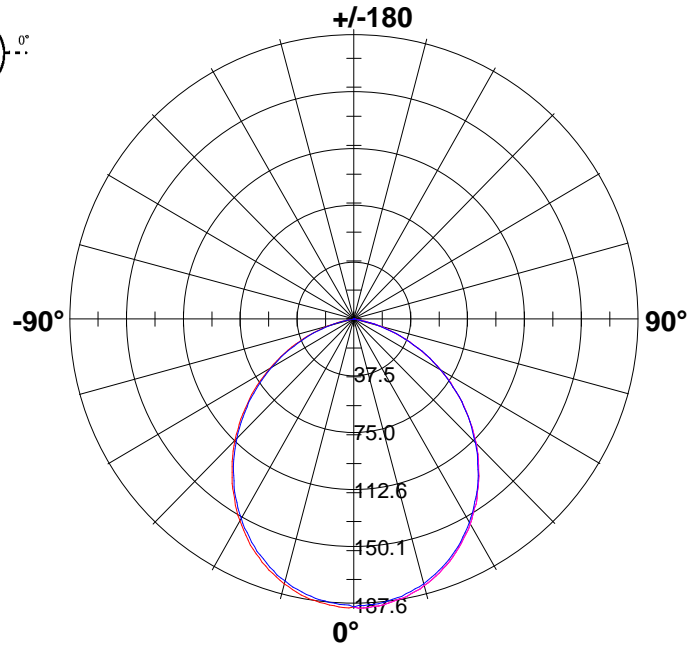
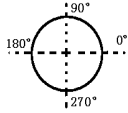
Photometric Data Table [cd]

C\G	80.0	81.0	82.0	83.0	84.0	85.0	86.0	87.0	88.0	89.0
0.0	2.5	0.0	0.0	0.0	0.0	0.0	0.0	0.0	0.0	0.0
45.0	0.3	0.0	0.0	0.0	0.0	0.0	0.0	0.0	0.0	0.0
90.0	0.3	0.0	0.0	0.0	0.0	0.0	0.0	0.0	0.0	0.0
135.0	3.1	0.7	0.0	0.0	0.0	0.0	0.0	0.0	0.0	0.0
180.0	3.1	0.7	0.0	0.0	0.0	0.0	0.0	0.0	0.0	0.0
225.0	0.3	0.0	0.0	0.0	0.0	0.0	0.0	0.0	0.0	0.0
270.0	0.3	0.0	0.0	0.0	0.0	0.0	0.0	0.0	0.0	0.0
315.0	2.5	0.0	0.0	0.0	0.0	0.0	0.0	0.0	0.0	0.0
360.0	2.5	0.0	0.0	0.0	0.0	0.0	0.0	0.0	0.0	0.0

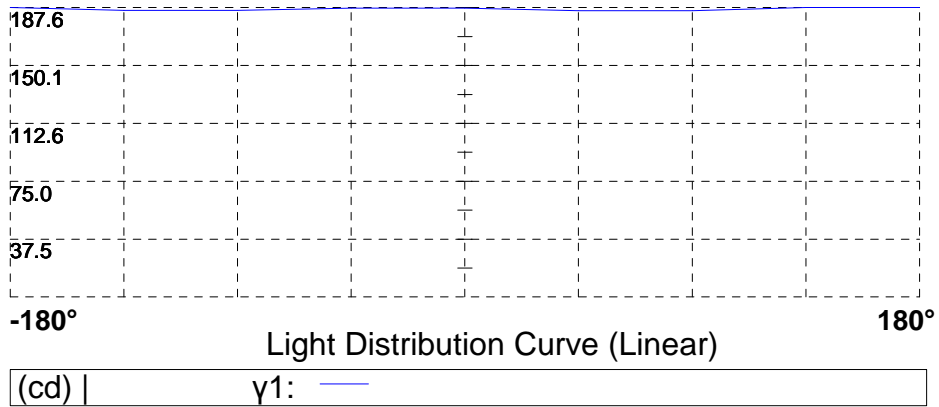
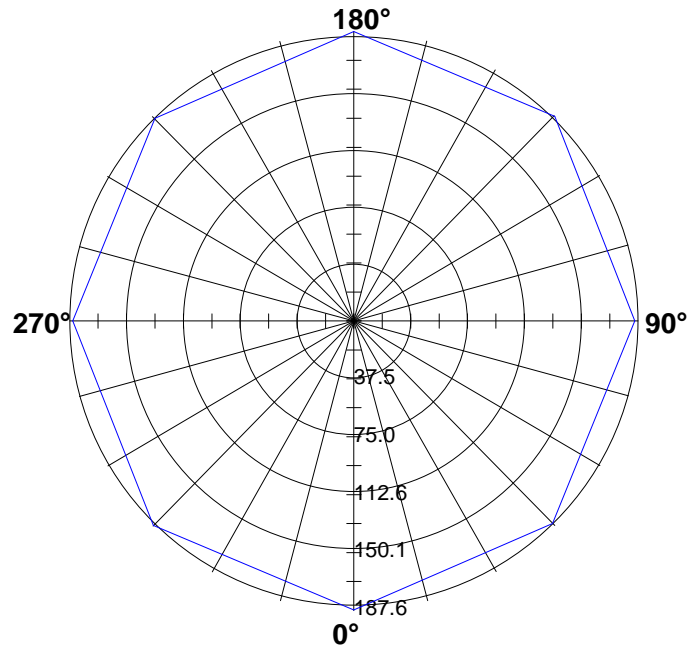
C\G	90.0
0.0	0.0
45.0	0.0
90.0	0.0
135.0	0.0
180.0	0.0
225.0	0.0
270.0	0.0
315.0	0.0
360.0	0.0

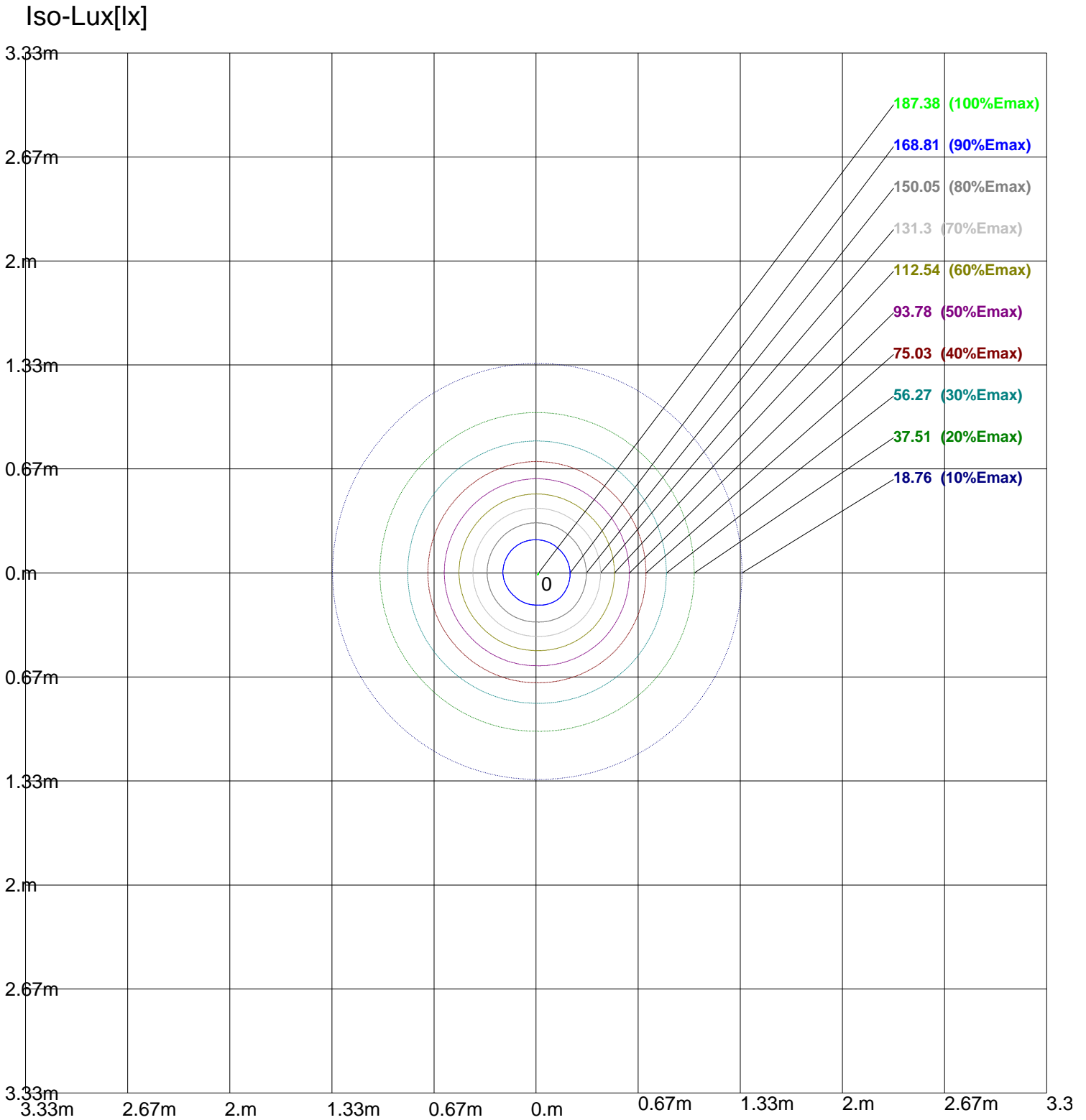
Light Distribution Curve [Unit: cd]

Luminaire



Max Plane Light Distribution Curve [Unit: cd]





Height: 1 m
Max Illuminance : 187.57lx

Luminance Limiting Curve

Diameter: 120mm

Length: mm

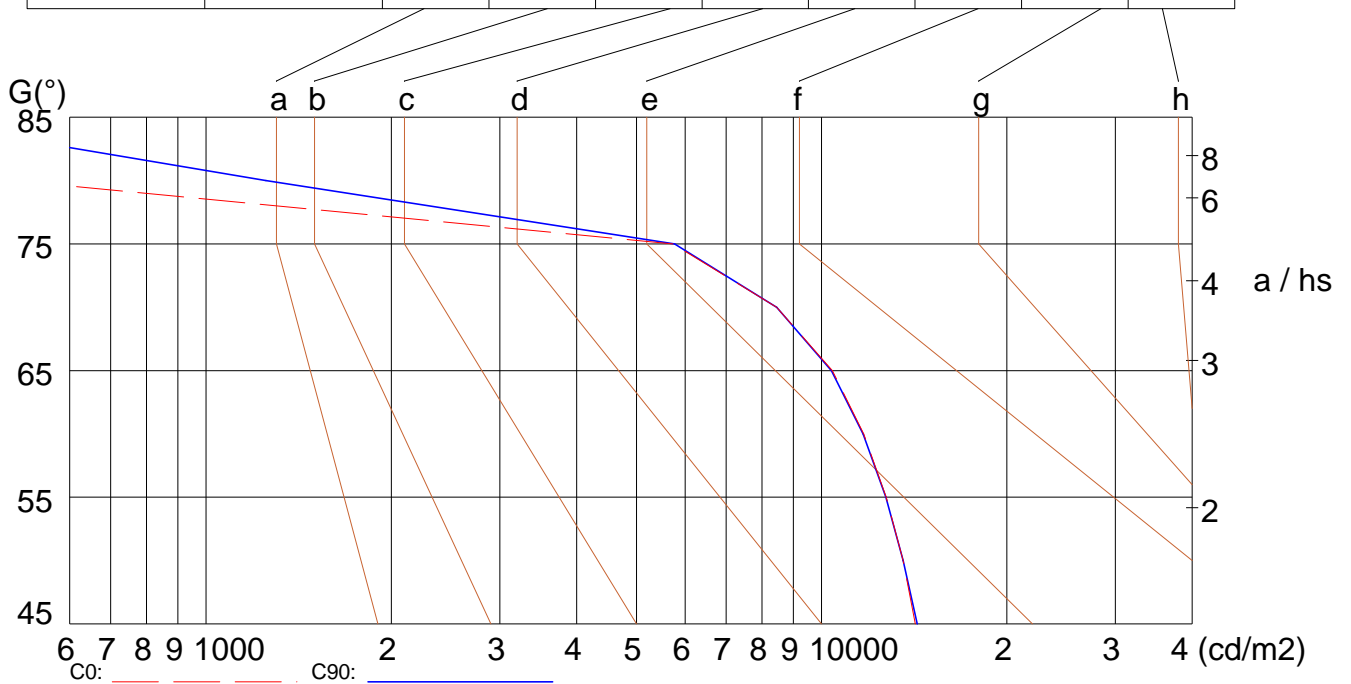
Width: 120mm

Height: 38mm

(cd/m²)

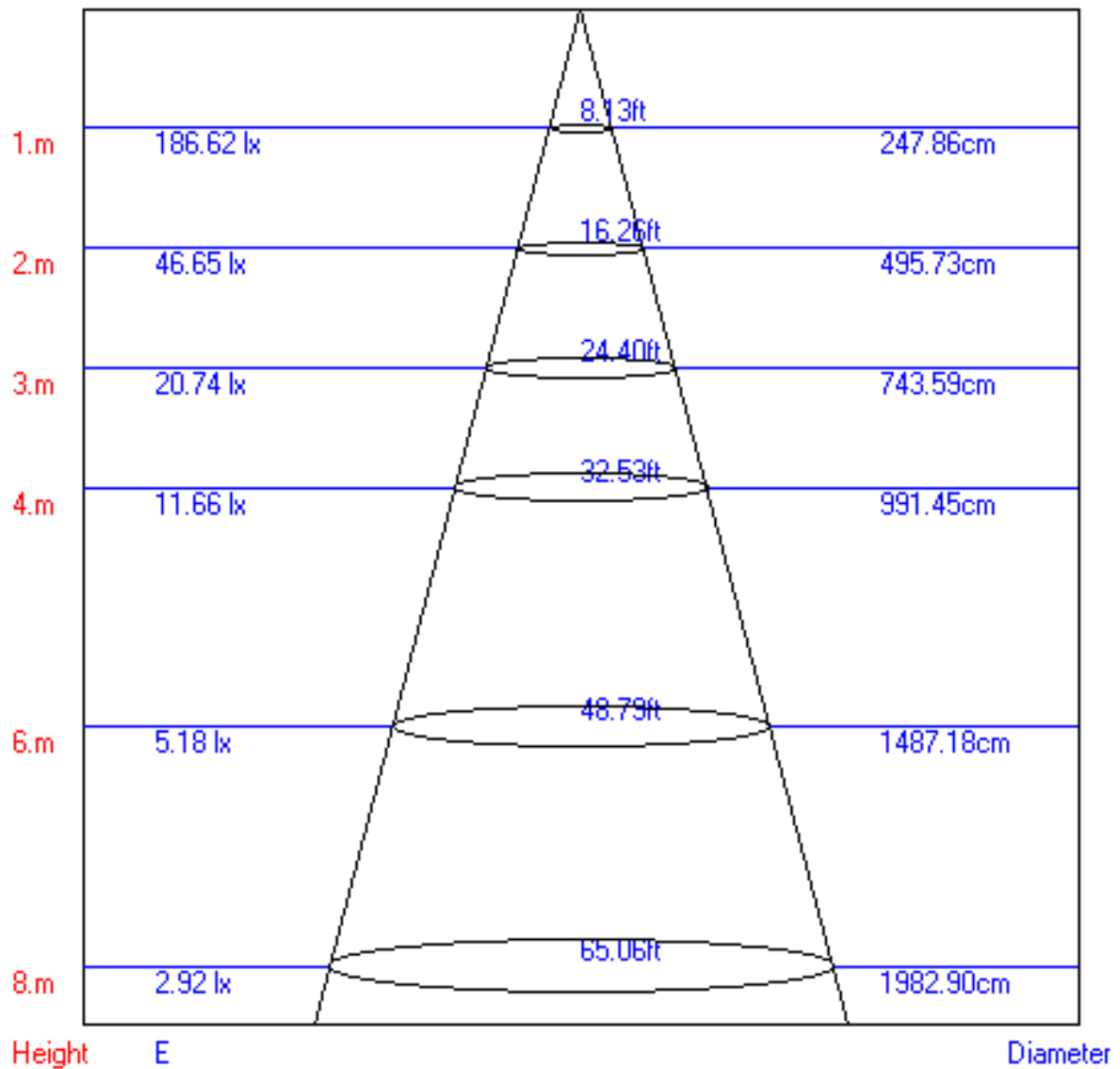
γ	45°	50°	55°	60°	65°	70°	75°	80°	85°
C0	14204	13563	12723	11708	10416	8452	5733	130	
C90	14293	13570	12715	11681	10373	8452	5768	1251	

Glare	Quality	Service Values Illuminance (lx)							
1.15	A	2000	1000	500	≤300				
1.5	B		2000	1000	500	≤300			
1.85	C			2000	1000	500	≤300		
2.2	D				2000	1000	500	≤300	
2.55	E					2000	1000	500	≤300



Lum. Limiting Curve (C0/C90)

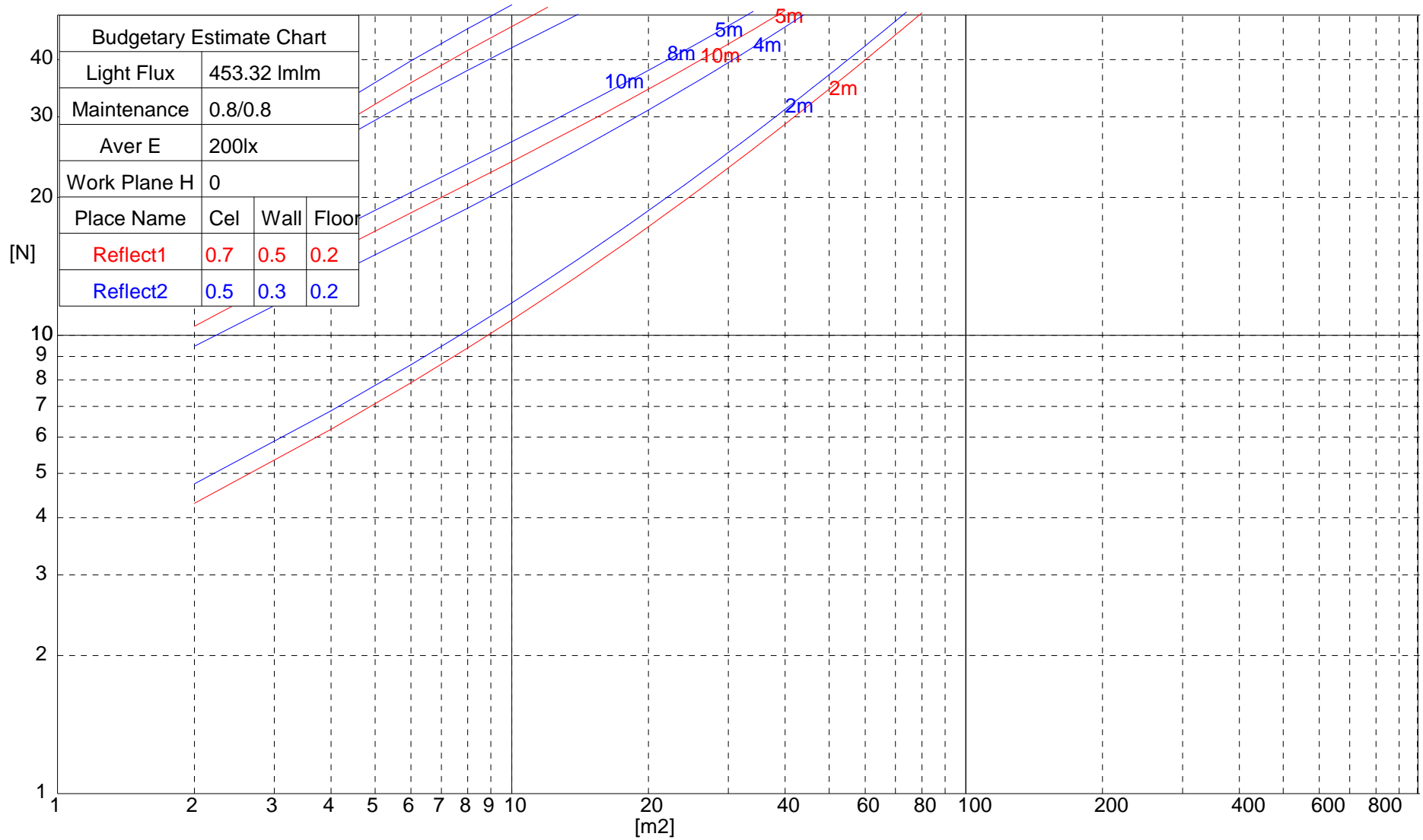
Lux-Distance Curve



Beam Angle:102.20°

Utilization Coefficient Table

RHOCC	80			70			50			30			10			0
RHOW	50	30	10	50	30	10	50	30	10	50	30	10	50	30	10	0
RCR	COEFFICIENTS OF UTILIZATION FOR RHOFC=20															
0	1.19	1.19	1.19	1.16	1.16	1.16	1.11	1.11	1.11	1.06	1.06	1.06	1.02	1.02	1.02	1.00
1	1.07	1.06	1.05	1.06	1.04	1.03	1.02	1.00	0.98	0.97	0.95	0.93	0.90	0.88	0.86	0.81
2	0.93	0.90	0.89	0.92	0.89	0.87	0.89	0.86	0.83	0.86	0.82	0.79	0.81	0.77	0.74	0.69
3	0.80	0.78	0.76	0.80	0.77	0.74	0.78	0.74	0.71	0.76	0.71	0.68	0.72	0.68	0.63	0.59
4	0.70	0.67	0.65	0.70	0.67	0.64	0.69	0.65	0.61	0.68	0.63	0.58	0.65	0.60	0.55	0.51
5	0.62	0.59	0.57	0.62	0.58	0.56	0.62	0.57	0.54	0.61	0.55	0.51	0.59	0.53	0.48	0.44
6	0.55	0.52	0.50	0.55	0.52	0.49	0.55	0.51	0.47	0.55	0.49	0.45	0.54	0.48	0.43	0.39
7	0.49	0.46	0.45	0.49	0.46	0.44	0.50	0.45	0.42	0.50	0.44	0.40	0.50	0.43	0.38	0.35
8	0.44	0.41	0.40	0.45	0.41	0.39	0.46	0.41	0.38	0.46	0.40	0.36	0.46	0.39	0.34	0.31
9	0.40	0.38	0.36	0.41	0.37	0.35	0.42	0.37	0.34	0.42	0.37	0.33	0.42	0.36	0.31	0.28
10	0.36	0.34	0.33	0.37	0.34	0.32	0.38	0.34	0.31	0.39	0.34	0.30	0.39	0.33	0.28	0.26



UGR Glare Index

Ceiling	70	70	50	50	30	70	70	50	50	30	
Wall	50	30	50	30	30	50	30	50	30	30	
Floor	20	20	20	20	20	20	20	20	20	20	
Room Size X Y	Weft to light axis direction of observation					Direction of light axis parallel observation					
2H	2H	14.7	16.0	14.9	15.9	16.5	14.7	15.9	14.8	16.0	16.5
	3H	16.3	17.4	16.7	17.9	17.9	16.2	17.4	16.4	17.8	18.0
	4H	16.9	18.1	17.4	18.7	18.8	16.9	18.1	17.3	18.5	18.8
	6H	17.6	18.5	18.0	18.9	18.9	17.4	18.3	17.8	18.9	19.0
	8H	17.8	18.9	18.1	19.0	19.3	17.7	18.7	17.9	19.0	19.3
4H	12H	17.9	18.8	18.1	19.2	19.5	17.7	18.7	18.1	19.2	19.6
	2H	15.7	16.6	15.9	16.8	17.0	15.6	16.6	15.8	16.9	17.0
	3H	17.5	18.4	17.7	18.4	18.8	17.3	18.2	17.6	18.3	18.7
	4H	18.3	18.9	18.5	19.1	19.5	18.0	18.9	18.4	19.1	19.6
	6H	18.8	19.5	19.1	19.8	20.2	18.7	19.5	18.9	19.7	20.0
8H	8H	19.0	19.7	19.4	20.0	20.3	19.0	19.5	19.3	20.0	20.3
	12H	19.2	19.8	19.7	20.0	20.5	19.1	19.8	19.5	20.1	20.5
	4H	18.5	19.2	18.8	19.4	19.8	18.5	19.1	18.7	19.4	19.8
	6H	19.3	19.8	19.8	20.2	20.6	19.2	19.7	19.6	20.2	20.5
	8H	19.8	20.2	20.2	20.5	20.9	19.6	20.0	20.1	20.4	21.0
12H	12H	20.0	20.4	20.4	20.9	21.1	19.8	20.3	20.3	20.8	21.2
	4H	18.6	19.2	19.1	19.6	19.8	18.5	19.0	18.9	19.4	19.8
	6H	19.5	20.0	19.9	20.2	20.7	19.4	19.9	19.8	20.2	20.6
	8H	19.9	20.3	20.4	20.5	21.1	19.8	20.2	20.3	20.6	21.0